

FLOW COLLECTION

COMBUSTION

Wood
Gas
Bioethanol

MATERIAL

Black Carbon Steel

fold^s



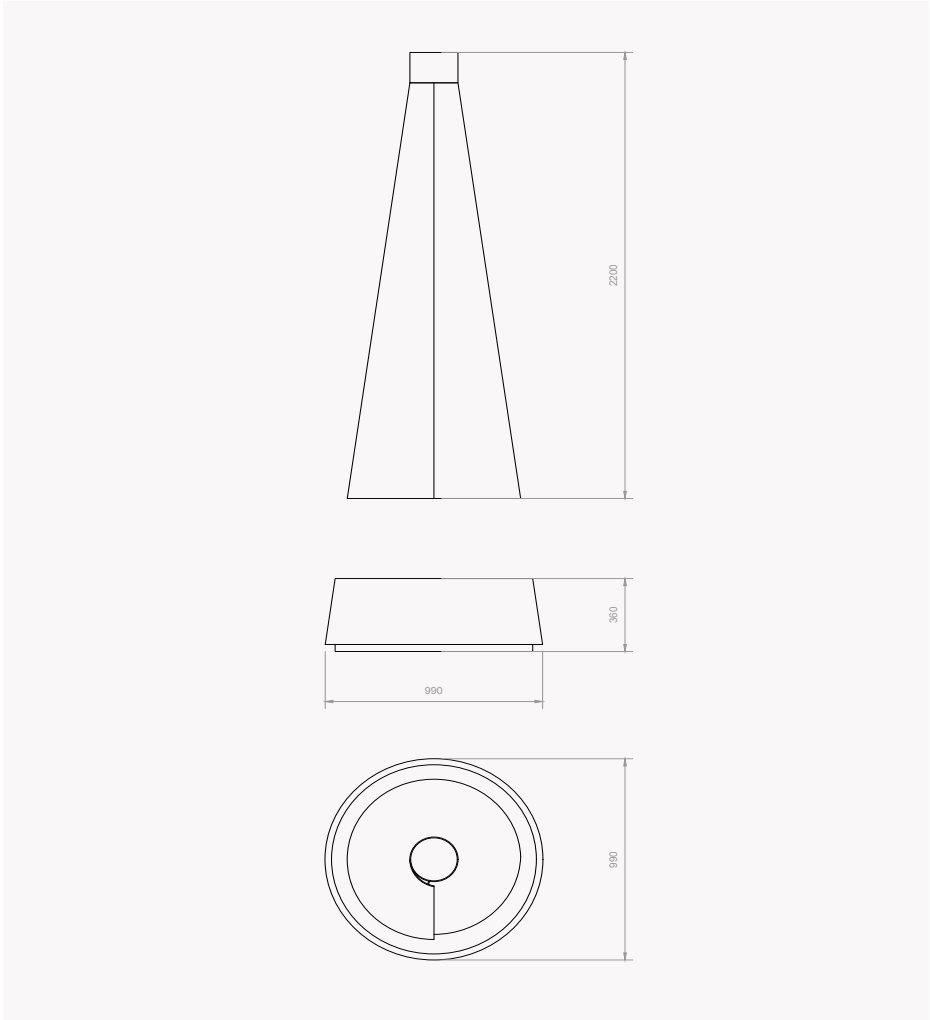
fold^s

BLACK CARBON STEEL



Model	Dimensions (mm)	Code	Combustion	Technical Info
Fold Black Carbon Steel	W: 990 mm H: 2200 mm	FO 06L17	Wood	
Fold Black Carbon Steel	W: 990 mm H: 2805 mm	FO 06G17	Gas	Heat recovery: max. 19.53 kW
Fold Black Carbon Steel	W: 990 mm H: 2805 mm	FO 06B17	Bioethanol	Burn time: 7.15 hrs Capacity: 5.8 L Heat: max. 7.0 kW Room size: min. 70 m3

fold^s
WOOD



TECHNICAL DRAWING [DOWNLOAD 2D](#) [DOWNLOAD 3D](#)

Material

● BLACK CARBON STEEL

Code	Combustion
FO 06L17	Wood



urban^s

FOLD WITH GAS BURNER



AUTOMATIC GAS TECHNOLOGY

Urban burner offers two fuel options - LPG or Natural Gas. The perfect combination for custom outdoor fire designs.



REMOTE CONTROL

Easily control your fireplace with the handy remote. You're in charge of the flames. Go for one of 3 flame levels to adjust the ambience and coziness to your needs.



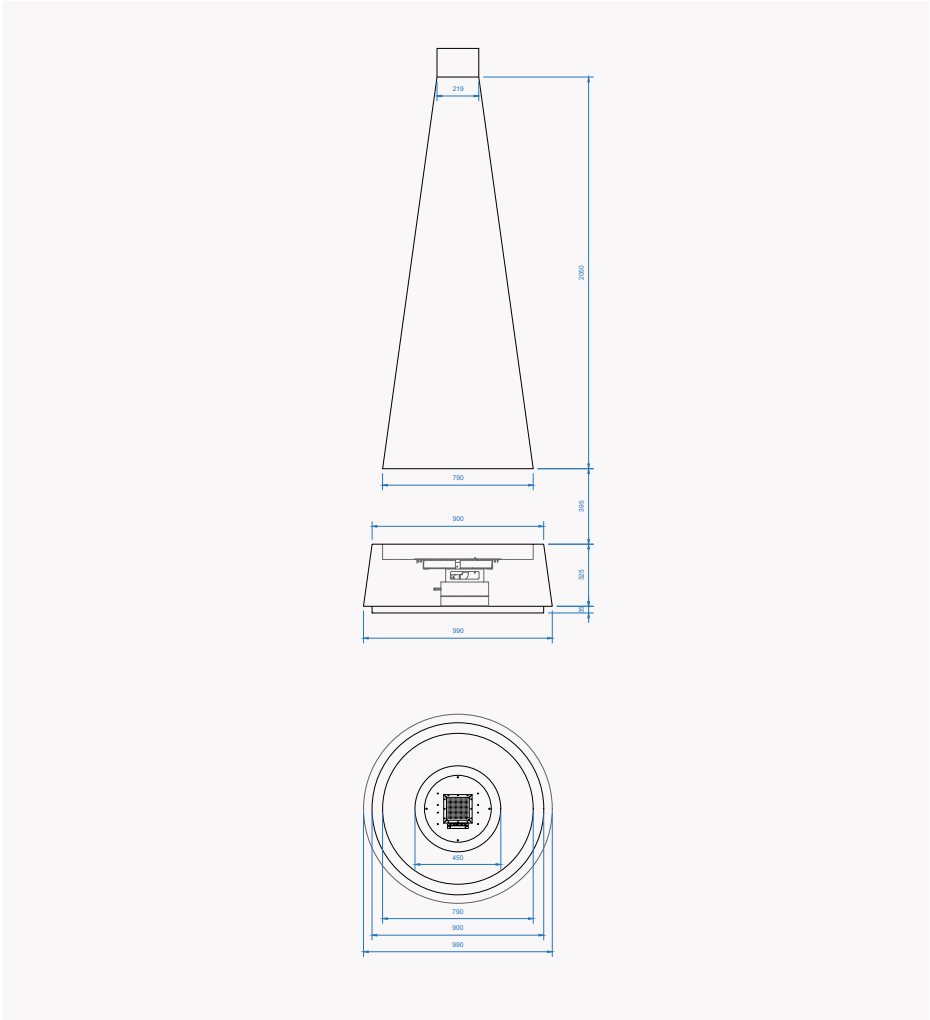
LPG OR NATURAL GAS

The Urban burner can be powered by either LPG or Natural Gas, making it an ideal solution for creating personalised outdoor fire features.

All product specifications and data are subject to change without notice and are believed to be accurate as of the date hereof. Shelter Fireplace Design Lda., its affiliates, agents, and employees, and all persons acting on its or their behalf (collectively, "Shelter Fireplace Design Lda."), disclaim any and all liability for any errors, inaccuracies or incompleteness contained in any document or in any other disclosure relating to any product. To the maximum extent permitted by applicable law, Shelter Fireplace Design Lda. disclaims any and all liability arising out of the application or use of any product. No license, express or implied, by estoppel or otherwise, to any intellectual property rights is granted by this document or by any conduct of Shelter Fireplace Design Lda. Customers using or selling Shelter Fireplace Design Lda. Products not expressly indicated for use in such applications do so entirely at their own risk and agree to fully indemnify Shelter Fireplace Design Lda. for any damages arising or resulting from such use or sale. The provided fuel consumption is based on laboratory testing on the lowest flame level. The actual consumption of individual devices may vary. The images are indicative only.

fold^s

FOLD WITH GAS BURNER



TECHNICAL DRAWING [DOWNLOAD 2D](#) [DOWNLOAD 3D](#)

Material

● BLACK CARBON STEEL

Code	Combustion	Technical Info
FO 06G17	Gas 6 Stage Flame Remote Control	Heat recovery: max. 19.53 kW



clover^{•s}

FOLD WITH ETHANOL BURNER



AUTOMATIC BEV® BURNER

The BEV Technology® guarantees burning that is free of smoke, odor, or ash. Flue not required. This technology creates a flame by burning ethanol vapors, ensuring that the fire has no direct contact with the liquid fuel.



REMOTE CONTROL

Easily control your fireplace with the handy remote. You're in charge of the flames. Go for one of 3 flame levels to adjust the ambience and coziness to your needs.



AUTOMATIC REFILLING

The automatic pump communicates with the device, delivering the necessary amount of fuel. There is no risk of overfilling the tank or spilling the fuel.



INTEGRATED CONTROL PANEL

Experience the ultimate convenience with the integrated control panel, featuring an intuitive design that lets you effortlessly adjust the flame height to create the perfect ambience.



MOBILE APP

A fireplace controlled by an app offers the convenience of adjusting flame settings and ambience remotely, enhancing comfort and ease of use.



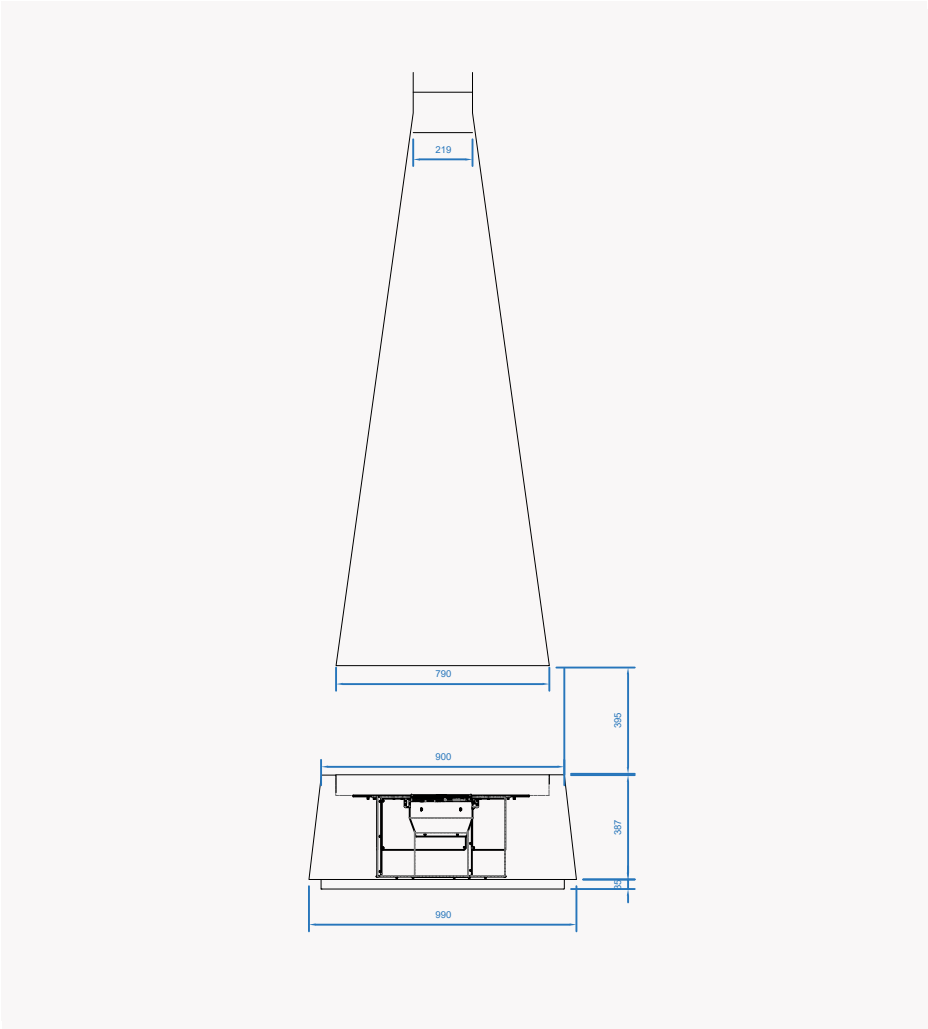
DECORATIVE LOGS

Enhance your fireplace's aesthetic with our tray of new decorative logs, adding a touch of elegance and warmth to any room.

All product specifications and data are subject to change without notice and are believed to be accurate as of the date hereof. Shelter Fireplace Design Lda., its affiliates, agents, and employees, and all persons acting on its or their behalf (collectively, "Shelter Fireplace Design Lda."), disclaim any and all liability for any errors, inaccuracies or incompleteness contained in any document or in any other disclosure relating to any product. To the maximum extent permitted by applicable law, Shelter Fireplace Design Lda. disclaims any and all liability arising out of the application or use of any product. No license, express or implied, by estoppel or otherwise, to any intellectual property rights is granted by this document or by any conduct of Shelter Fireplace Design Lda. Customers using or selling Shelter Fireplace Design Lda. Products not expressly indicated for use in such applications do so entirely at their own risk and agree to fully indemnify Shelter Fireplace Design Lda. for any damages arising or resulting from such use or sale. The provided fuel consumption is based on laboratory testing on the lowest flame level. The actual consumption of individual devices may vary. The images are indicative only.

fold^s

FOLD WITH BIOETHANOL BURNER



TECHNICAL DRAWING [DOWNLOAD 2D](#) [DOWNLOAD 3D](#)

Material	Code	Combustion	Technical Info
● BLACK CARBON STEEL	FO 06B17	3 Stage flame height Mobile app control Remote control included SHS compatible Automatic refill system CO2 sensor Ceramics logs included Woodchips included	Burn time: 7.15 hrs Capacity: 5.8 L Heat: max. 7.0 kW Room size: min. 70 m3 Weight 21 kg Power supply 230 V Bioethanol 95 - 96,6% Indoor use only

Control Options

Shelter Clover APP



included



included



optional



Control the fire with your smartphone

All product specifications and data are subject to change without notice and are believed to be accurate as of the date hereof. Shelter Fireplace Design Lda., its affiliates, agents, and employees, and all persons acting on its or their behalf (collectively, "Shelter Fireplace Design Lda."), disclaim any and all liability for any errors, inaccuracies or incompleteness contained in any document or in any other disclosure relating to any product. To the maximum extent permitted by applicable law, Shelter Fireplace Design Lda. disclaims any and all liability arising out of the application or use of any product. No license, express or implied, by estoppel or otherwise, to any intellectual property rights is granted by this document or by any conduct of Shelter Fireplace Design Lda. Customers using or selling Shelter Fireplace Design Lda. Products not expressly indicated for use in such applications do so entirely at their own risk and agree to fully indemnify Shelter Fireplace Design Lda. for any damages arising or resulting from such use or sale. The provided fuel consumption is based on laboratory testing on the lowest flame level. The actual consumption of individual devices may vary. The images are indicative only.